





## ROFU<sup>®</sup> EXIT SWITCHES 9400 SERIES



### ROFU Mushroom Exit Switches 9400 Series

- 1/4" Extruded Aluminum cover provides durability and tamper resistance.
- Spanner head stainless steel machine screws for mounting on standard electrical box discourage unauthorized attempts to remove plate. Spanner wrench supplied.
- Red 1<sup>1</sup>/<sub>2</sub>" Mushroom Cap.

#### Specifications

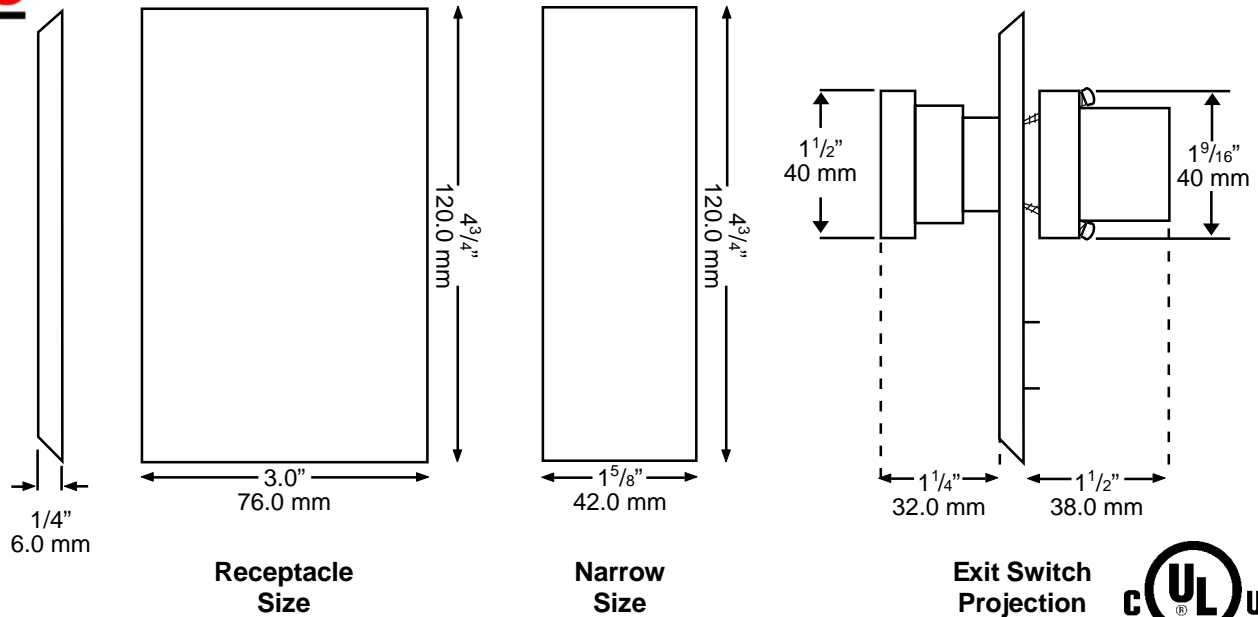
- Specify Finish: US28 (Aluminum) or US40 (Dark Anodized Bronze)

#### Options

- Narrow Style Cover Plate (1<sup>5</sup>/<sub>8</sub>" x 4<sup>3</sup>/<sub>4</sub>" ) for Installation on Aluminum Doorframe.
- Switch Function: Normally Open or Normally Closed. (See Part numbers).
- Button Function: Momentary or Maintained. (See Part numbers).
- Stackable Contact Blocks (up to 6).



## SPECIFICATION DETAILS ROFU® MODEL 9400



### Standard Size Cover Plate 3" x 4 3/4" (Specify US28 or US40)

Part #	Description	Mode	Rating	Function
9400	1 1/2" Mushroom Cap	NO-Momentary	10A/400V	SPST
9401	1 1/2" Mushroom Cap	NC-Momentary	10A/400V	SPST
9410	1 1/2" Mushroom Cap	NO-Maintained	10A/400V	SPST
9411	1 1/2" Mushroom Cap	NC-Maintained	10A/400V	SPST

### Narrow Size Cover Plate 1 5/8" x 4 3/4" (Specify US28 or US40)

Part #	Description	Mode	Rating	Function
9420	1 1/2" Mushroom Cap	NO-Momentary	10A/400V	SPST
9421	1 1/2" Mushroom Cap	NC-Momentary	10A/400V	SPST
9430	1 1/2" Mushroom Cap	NO-Maintained	10A/400V	SPST
9431	1 1/2" Mushroom Cap	NC-Maintained	10A/400V	SPST

### Optional Parts:

Part #	Description	Mode	Rating
39330	1 1/2" Mushroom Cap	Momentary	
39331	1 1/2" Mushroom Cap	Maintained	
39335	Mounting Base with One	NO Contact Block	10A/400V
39336	Mounting Base with One	NC Contact Block	10A/400V

NOT TO SCALE - TECHNICAL DATA SUBJECT TO CHANGE WITHOUT NOTICE